

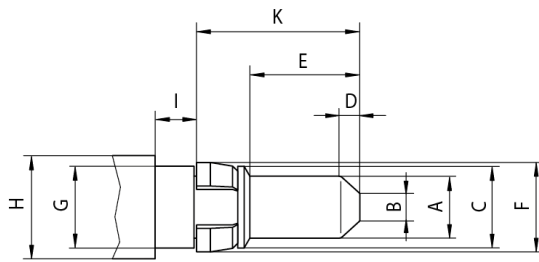
# Technical Data

# Rosenberger

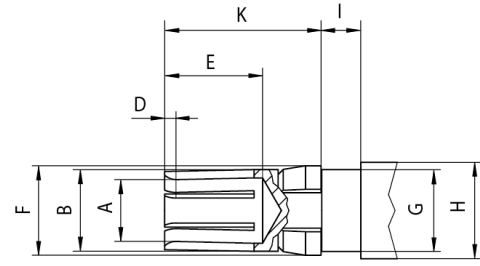
50

Insert Power  
DIN 41626-T1 / D-Sub

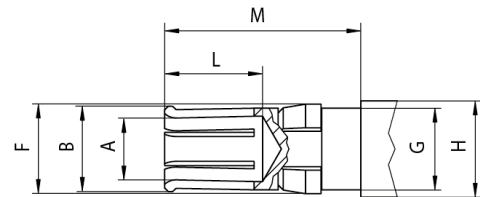
50-000-000\_TD



MALE



DIN 41626 T1



FEMALE  
D-Sub

	Male		Female	
	min.	max.	min.	max.
A	Ø 3.55	Ø 3.60	1)	
B	Ø 1.00	Ø 1.60	-	Ø 4.75
C	-	Ø 4.76	-	-
D	0.90	1.10	0.40	0.50
E	6.40	6.50	5.70	5.85
F	-	Ø 5.25	-	Ø 5.25
G	Ø 4.76	Ø 4.79	Ø 4.76	Ø 4.79
H	-	Ø 6.00 2)	-	Ø 6.00 2)
I	2.22	2.40	2.22	2.40
K	9.50	9.65	9.00	9.15
L	-	-	-	6.50
M	-	-	11.75	11.90

Dimensions in mm

1) Resilient, dimension to meet electrical and mechanical requirements

2) Contact diameter refers to 50 Ω

## Interface

According to

DIN 41626-T1, D-Sub

Dieses Dokument ist urheberrechtlich geschützt • This document is protected by copyright • Rosenberger Hochfrequenztechnik GmbH & Co. KG

RFB00035

Draft	Date	Approved	Date	Rev.	Engineering Change Number	Name	Date
Chr. Janßen	06.03.2019	Chr. Janßen	06.03.2019	a00	19-s083	J_Krautenbac	12.03.2019
Rosenberger Hochfrequenztechnik GmbH & Co. KG P.O. Box 1260 D-84526 Tittmoning Germany www.rosenberger.com						Tel. : +49 8684 18-0 Email : info@rosenberger.com	Page 1 / 2

**Technical Data****Rosenberger**

50

Insert Power  
DIN 41626-T1 / D-Sub**50-000-000\_TD****Electrical data**

Contact resistance	≤ 1 mΩ
Contact current	10 A, 20 A, 30 A, 40 A

**Mechanical data**

Mating cycles	≥ 500
Connector captivation in plastic	≥ 52 N
Engagement force	≤ 10 N
Disengagement force	≥ 1.6 N

**Environmental data**

Temperature range	-55 °C to +125 °C
Dry heat	IEC 60068-2-2
Damp heat	IEC 60068-2-78
Climatic category	IEC 60068-2-1 55/125/21
Max. soldering temperature (PCB connectors)	IEC 61760-1, +260 °C for 10 sec.

**Materials****Connector parts**

Spring loaded contact parts		
Center contact		
Clip		

**Material**

CuBe / CuSn
CuZn
CuBe

**Plating**

Au
Au
Ni

While the information (including technical data) has been carefully compiled to the best of our knowledge at the time of publication, the information is provided "AS IS" without warranties of any kind either express or implied. Apart from this, no statement herein shall be construed as recommendation to infringe existing patents. Individual values may deviate depending upon circumstances including but not limited to application, design, type of cable, assembly and workmanship. Furthermore, we reserve the right to change the design and technical specification of our products when deemed necessary.

Draft	Date	Approved	Date	Rev.	Engineering Change Number	Name	Date
Chr. Janßen	06.03.2019	Chr. Janßen	06.03.2019	a00	19-s083	J_Krautenbac	12.03.2019
Rosenberger Hochfrequenztechnik GmbH & Co. KG P.O. Box 1260 D-84526 Tittmoning Germany www.rosenberger.com					Tel. : +49 8684 18-0 Email : info@rosenberger.com		Page 2 / 2